



Engine	Cummins QSB7
Gross Power	124 kW (166 hp / 169 ps) @ 2,050 rpm
Net Power	117 kW (157 hp / 159 ps) @ 2,050 rpm
Maximum Dig Depth	11,900 mm
Standard Bucket Capacity	0.65 m ³
Operating Weight	23,400 kg

922E

EXCAVATOR

LONG REACH ARM

922E SPECIFICATIONS >>>

ENGINE

Emission Regulation	Tier 3 / Stage IIIA
Manufacturer	Cummins
Model	QSB7
Gross Power	124 kW (166 hp / 169 ps) @ 2,050 rpm
Net Power	117 kW (157 hp / 159 ps) @ 2,050 rpm
Peak Torque	658 N·m @1,200 rpm
Number of Cylinders	6
Displacement	6.7 L

UNDERCARRIAGE

Shoe Width	800 mm / 900 mm
Number of Shoes per Side	49
Number of Upper Rollers per Side	2
Number of Bottom Rollers per Side	8

ARM & BOOM

Arm Length	4,400 mm
Boom Length	6,680 mm

OPERATING WEIGHT

Operating Weight (800 mm shoes)	23,400 kg
Operating Weight (900 mm shoes)	23,680 kg

BUCKET PERFORMANCE

Bucket Heaped Capacity (Referenced)	0.65 m ³
-------------------------------------	---------------------

TRACK DRIVE

Maximum Travel Speed	5.3 km/h
Drawbar Pull	220 kN

SERVICE CAPACITIES

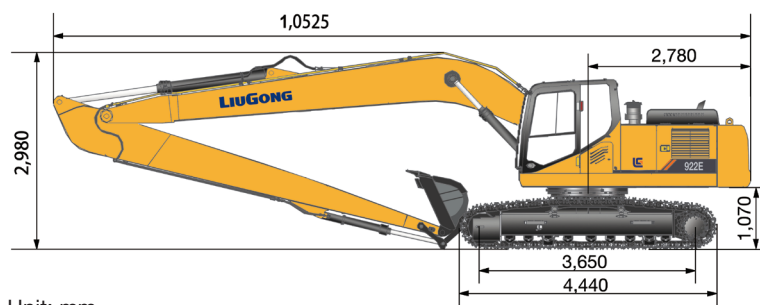
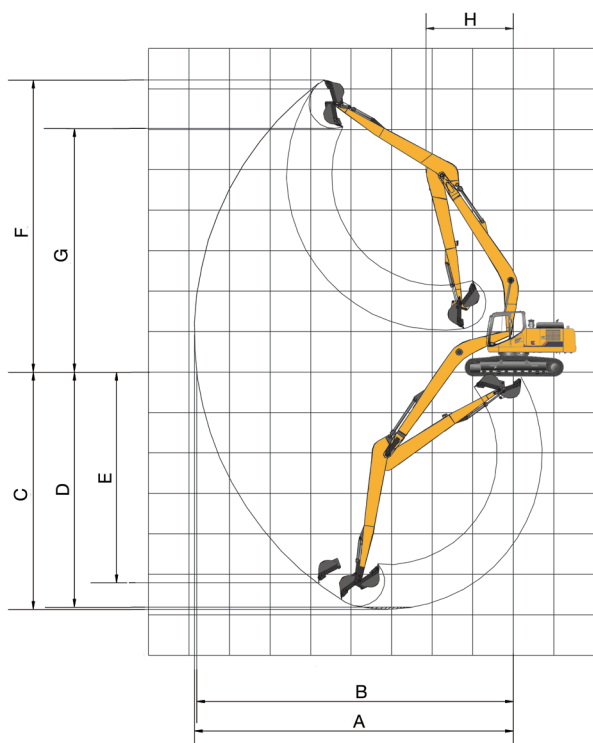
Fuel Tank	420 L
Engine Oil	25 L
Cooling System	25 L
Hydraulic Reservoir	210 L
Hydraulic System Total	330 L

HYDRAULIC SYSTEM

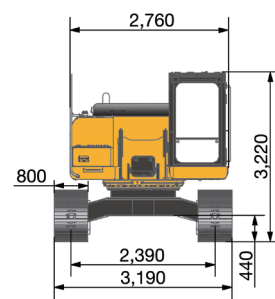
Main Pumps Total Flow	2 x 224 L/min
Relief Pressure, main	34.3 MPa
Relief Pressure,boost	37.3 MPa

WORKING RANGE

A. Max. Digging Reach	12,050 mm
B. Max. Digging Reach on Ground	11,900 mm
C. Max. Digging Depth	8,530 mm
D. Max. Digging Depth, 2.44 m (8') level	8,440 mm
E. Max. Vertical Wall Digging Depth	7,250 mm
F. Max. Cutting Height	11,625 mm
G. Max. Dumping Height	9,210 mm
H. Min. Front Swing Radius	3,550 mm



Unit: mm



Guangxi Liugong Machinery Co., Ltd.

No. 1 Liutai Road, Liuzhou, Guangxi 545007, PR China
T: +86 772 3886124 E: overseas@liugong.com
www.liugong.com

Specifications and designs are subject to change without notice. Machines shown may include optional equipment. Liugong standard and optional equipment may vary from region to region. Please consult your Liugong dealer for information specific to your area. Engine power kW is converted to horsepower (1 kW=1.3596 ps and 1 kW=1.3410 hp) in this file.

09/2020 Designed by Liugong
Replace the previous versions of 03/2020